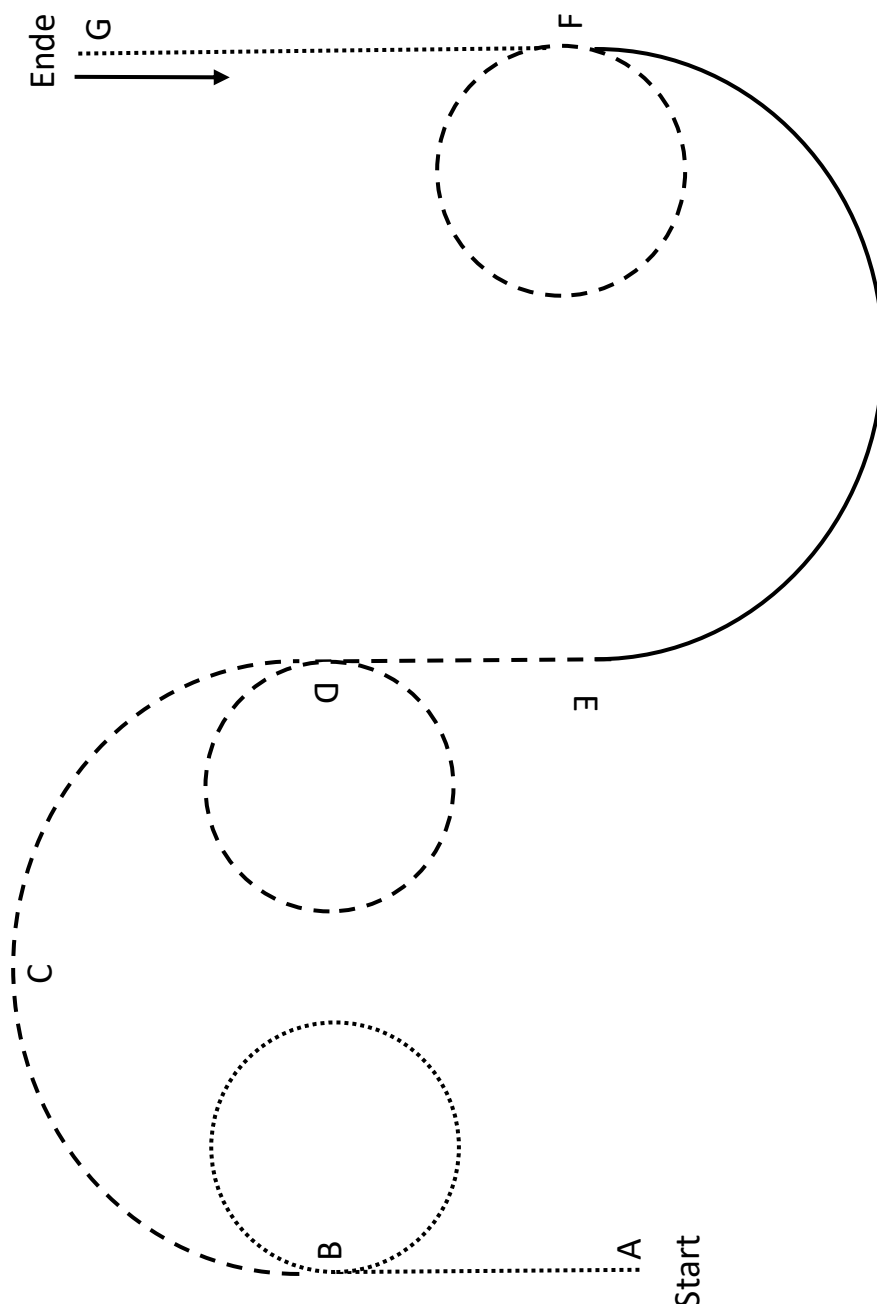


VWB Jugend Horsemanship



- A Be ready at the first cone
- A – B Walk from cone A to cone B and a small circle round B to the right
- B – C – D Jog from cone B, round cone C to cone D
- D Jog a small to the right
- D – E Jog from cone D to cone E
- E – F Lope half a big circle to cone F on the left lead
- F Jog a small circle to the left
- F – G Walk from cone E to cone F
- G Stopp and back up one horselength

Legend:

Jog: - - - - -

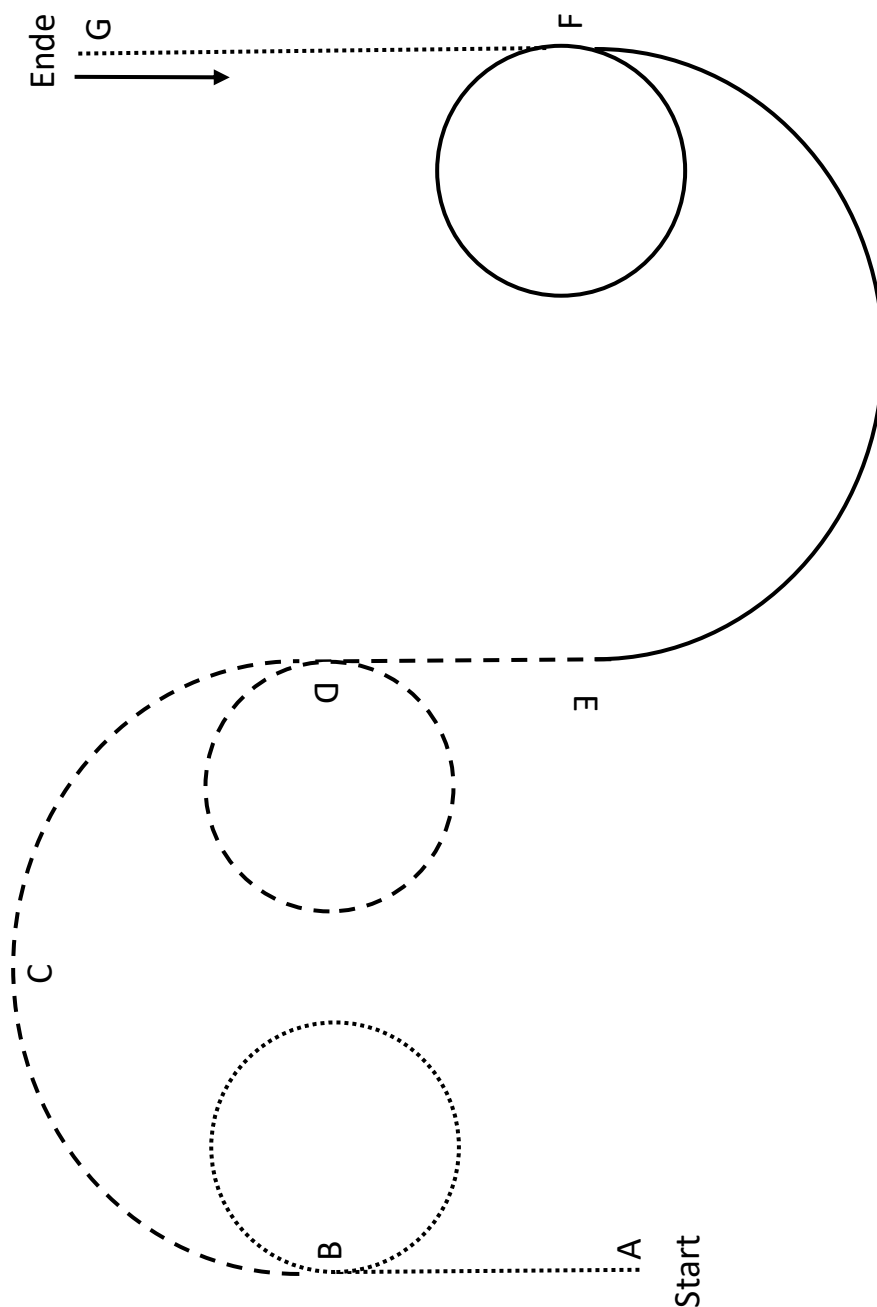
Walk:

Lope: _____

Back up: ← _____

Marker: A, B, C, D, E, F, G

VWB Einsteiger Horsemanship



- A Be ready at the first cone
- A – B Walk from cone A to cone B and a small circle round B to the right
- B – C – D Jog from cone B, round cone C to cone D
- D Jog a small to the right
- D – E Jog from cone D to cone E
- E – F Lope half a big circle to cone F on the left lead
- F Lope a small circle to the left on the left lead
- F – G Walk from cone E to cone F
- G Stopp and back up one horselength

Legend:

Jog: - - - - -

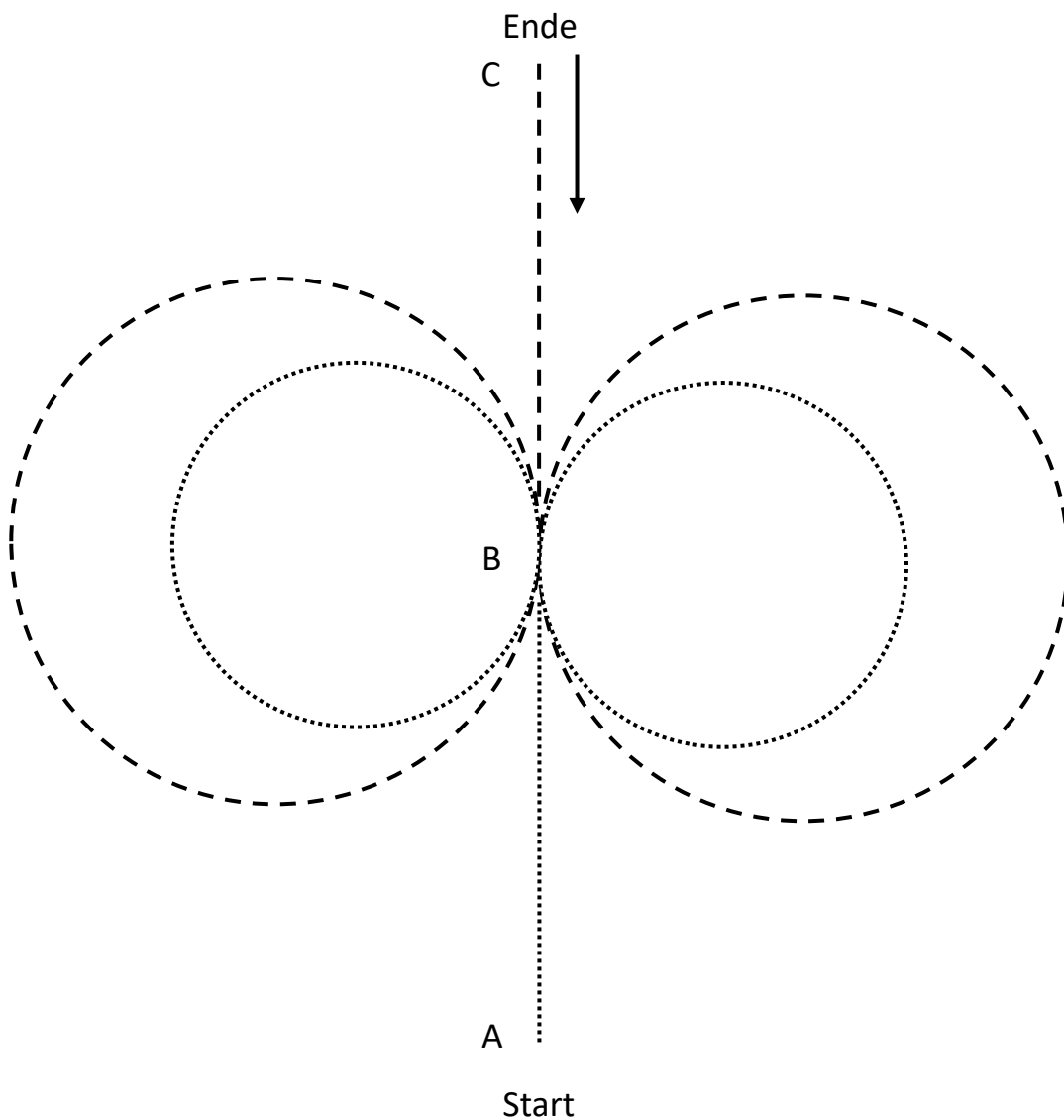
Walk:

Lope: _____

Back up: ← _____

Marker: A, B, C, D, E, F, G

Walk / Trott Horsemanship



- | | |
|-------|----------------------------------|
| A | Be ready at the first cone |
| A – B | Walk from cone A to cone B |
| B | Trott a big circle to the left |
| B | Walk a small circle to the right |
| B | Walk a small circle to the left |
| B | Trott a big circle to the right |
| B – C | Trott from cone B to cone C |
| C | Stopp and back up 5 steps |

Legend:

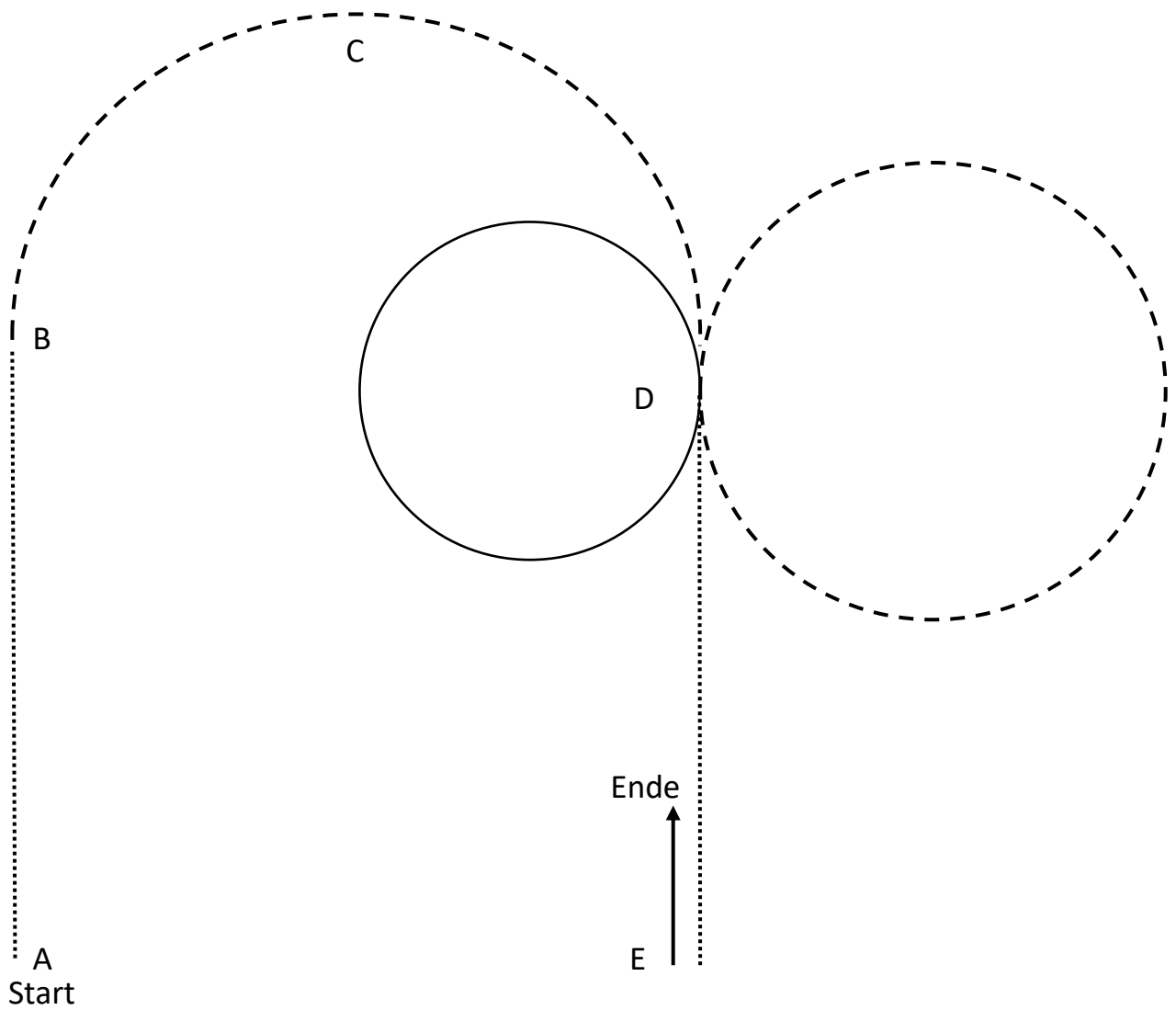
Trott: - - - - -

Walk:

Back up: ←

Marker: A, B, C, D

Any Horse Any Rider Horsemanship



- A Be ready at the first cone
- A – B Walk from cone A to cone B
- B – C – D Jog from cone B, round cone C to cone D
- D Lope a small slow circle to the right on the right lead
- D Jog a big circle to the left
- D – E Walk from cone D to cone E
- E Stopp and back up one horselength

Legend:

Jog: - - - - -

Walk:

Lope: _____

Back up: ← _____

Marker: A, B, C, D, E